

A vibrant, cartoon-style illustration of a beach scene. In the center, a large white oval frame contains a yellow rounded rectangle with text. The background features a blue sky with white clouds, palm trees, a red and yellow striped beach umbrella, a red and white striped beach umbrella, a red suitcase on a black trolley, a blue surfboard, a red and white lifebuoy, and a colorful beach ball. The foreground shows a sandy beach with various seashells and a blue ocean with white waves.

UKG(2024-25)

*SUMMER HOLIDAYS-
LEARN WITH FUN*

D.A.V PUBLIC SCHOOL, BISTUPUR, JAMSHEDPUR


CLASS –UKG SESSION -2024-2025

SUMMER HOLIDAY ACTIVITIES

Take the printout of the given worksheets and guide your child to complete the task as per the given schedule.

Arrange all the worksheet in an order and send it in a folder file with your child’s name written on it.

Monday	Tuesday	Wednesday	Thursday	Friday
<p>13Th May English: Practice Phonic Sound “a”-“z”. Maths : Collect objects from surrounding as big and small and paste in scrap book (2 for each)</p>	<p>14Th May English: Recitation of poem : My Family. EVS: Make the “About Me” crown (refer the given picture) and speak three lines on it.</p>	<p>15Th May English: Take one fourth of A4 sheet and write “a”-“g” lower case on each flash card and draw the border of each card. Hindi: Practise Vyanjan Geet .Refer Shabd Abhyas.</p>	<p>16Th May Maths : Collect/ objects/pictures as tall and short and paste / colour them in scrap book. Evs: arrange your clothes and study table with the help of your parents.</p>	<p>17Th May EVS: vegetable printing in scrap book. (lady Finger) Hindi: Learn rhyme from page no 4.of rhyme book.</p>
<p>20th May EVS : To speak about any 5 body parts and its function (Example I walk with my legs, I draw with my hands) Activity: To collect pictures of any three places you visited during holidays and speak few line on it.</p>	<p>21st May Hindi : and colour the picture “क - च” in the classwork hindi copy. English Take one fourth of A4 sheet and write “h”-“n” lower case on each flash card and design the border of each card.</p>	<p>22nd May Fun With Colour : Pg No. 3 Maths: Collect/ Objects/pictures as more and less and paste / colour them in scrap book.</p>	<p>24th May Activity : Refer the Riddle Page Draw and colour the answer in front of the riddle. Art : Refer ART page . Colour Tortoise</p>	<p>27th May Activity : Make use of following greeting and gestures Good Morning, Good Afternoon, Hello , How are you ?, Fine thank you.</p>



<p>28th May Maths: Draw and colour any two pictures that look alike. Hindi: Refer Hindi worksheet 1</p>	<p>29th May Art Refer Art. Colour as per numbers) English : Refer English worksheet 1</p>	<p>30st May Activity : Make any summer drink , click and paste picture in scrap book. Hindi : Story time 5-6 lines on any story with moral values.</p>	<p>3rd June Craft-refer craft Paper folding : umbrella making. Paste in scrap book. EVS : Do worksheet No. 1</p>	<p>4th June Activity Draw and colour the emoji of your (4) moods today.Paste in the scrap book. Example</p> 
<p>5th June Activity: Care for Birds : Keep water and grains for birds in a dish to feed them. Click photos (3) and paste in scrap book.</p>	<p>6th June Hindi: Do worksheet 2 EVS: Paste pictures of five things you see in the school in scrap book</p>	<p>7th June Activity : How will you show gratitude towards people who help you? Any 3 (eg: Maid, Gatekeeper, sweeper etc.). Click and paste in scrap book.</p>	<p>8th June Maths : Do worksheet 1 English: Take one fourth of A4 sheet and write “h”-“n” lower case on each flash card and design the border of each card.</p>	<p>9th June EVS Worksheet 2 Hindi : and colour the picture “ च”-“ झ” in the classwork Hindi copy.</p>

<p>10th June English: Take one fourth of A4 sheet and write “o”-“u” lower case on each flash card and draw the border of each card. Maths : Worksheet 2</p>	<p>11th June English: Do the worksheet 2</p>	<p>12th June English: Take one fourth of A4 sheet and write “v”-“z” lower case on each flash card and draw the border of each card.</p>
--	---	---

ENGLISH WORKSHEET


WORKSHEET 1

Write the First Letter of the Given Pictures






WORKSHEET 2

WRITE THE LOWER CASE

A	B	C	D	E	F
a					
G	H	I	J	K	L
M	N	O	P		







SEE THE PICTURE AND TICK THE CORRECT LETTER

		
h k	i f	k d

MATHS WORKSHEET


WORKSHEET 1

Fill appropriate colors in the blank shapes to complete the patterns.



WORKSHEET 2

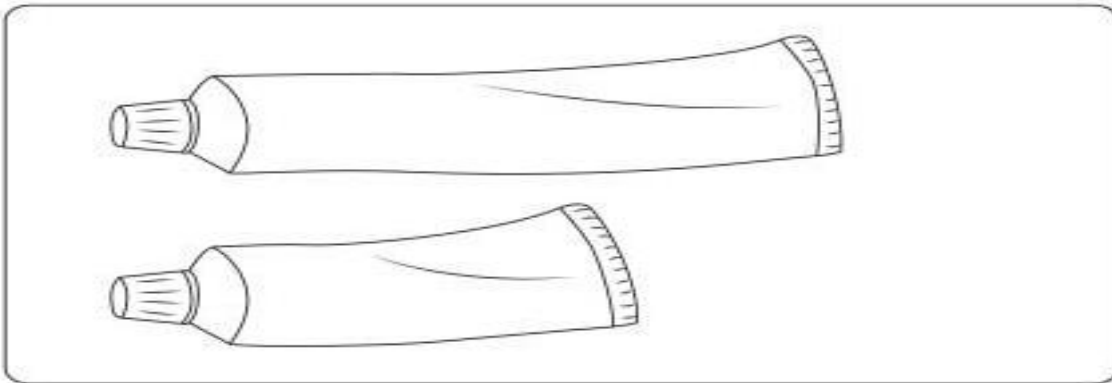
COLOUR THE TALL ONE.



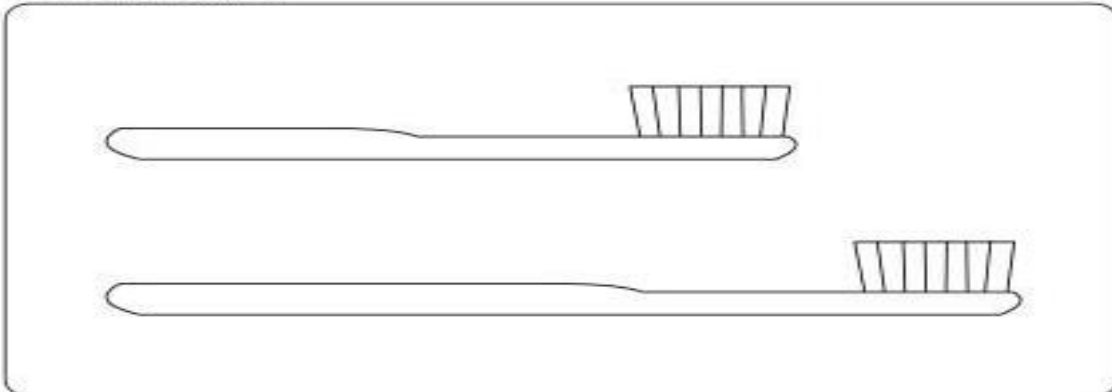
Worksheet 2

Long or Short?

Color the short toothpaste.



Color the long toothbrush.



EVS WORKSHEET

WORKSHEET 1

Count and write

I have



eyes

I have



mouth

I have



ears

I have



fingers

I have



legs

I have



arms

I have



toes

I have



nose

1 2 3 4 5 6 7 8 9 10

Worksheet 2

Match the objects to the sense organs



HINDI

WORKSHEET 1

रिक्त स्थान भरें

	क	—	ग	—	ङ	
	—	छ	—	झ	ञ	
	—	ठ	ड	—	ण	
	त	थ	—	ध	—	
	प	—	ब	भ	—	
	य	र	—	—		
	ष	—	स	—		

WORKSHEET 2

सही अक्षर पर गोला लगाएँ

ध



ज



क



च



द



छ




EVS-Activity
About ME crown

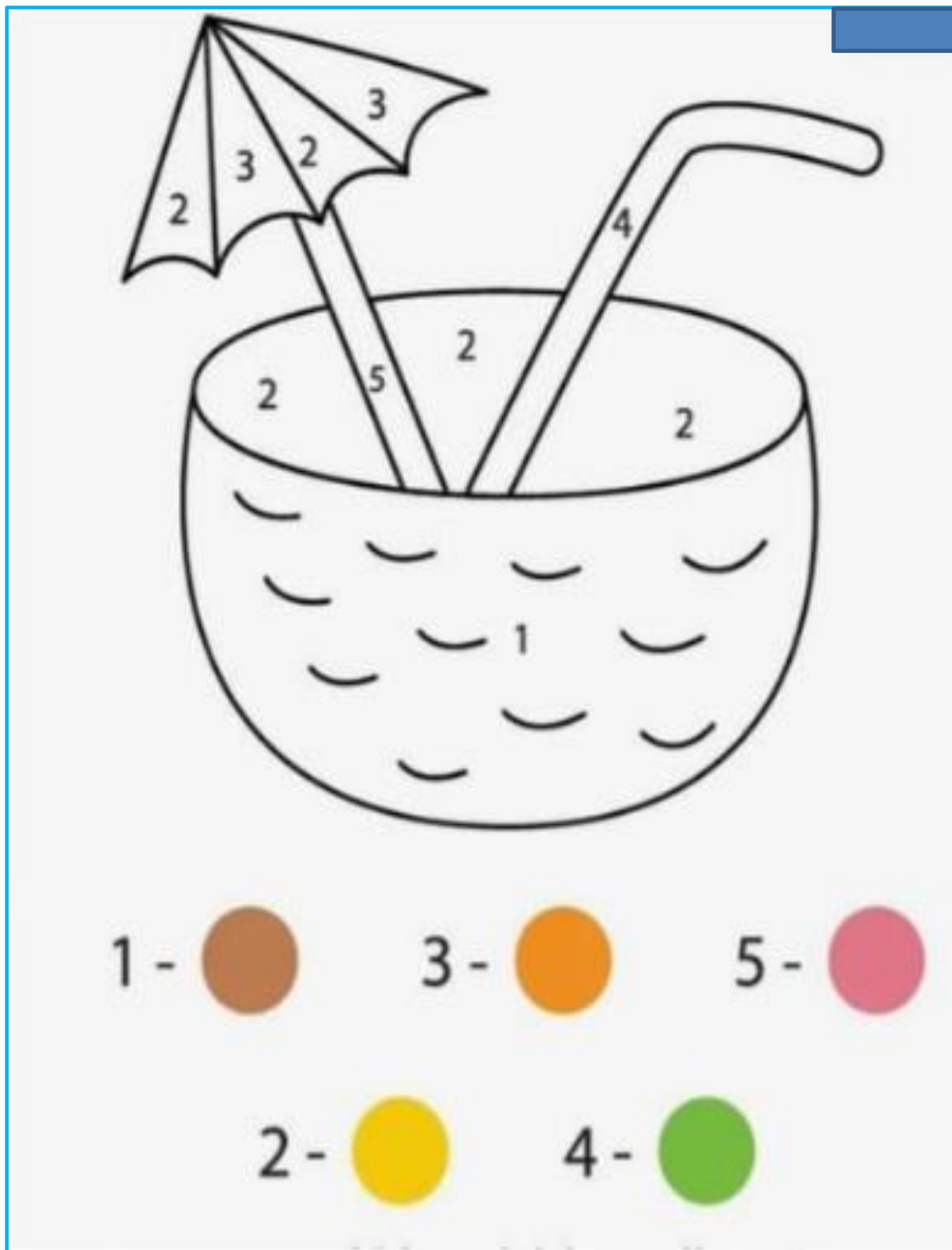


SUBJECT ART

Colour the tortoise




Colour as per the given numbers



SUBJECT CRAFT

You can start with almost any size paper, as long as it is rectangular. The one above is 6"x7".



Step 1



step 2



step 3



Step 4



Step 5



Riddles in Hindi

