



DAV PUBLIC
SCHOOL
Holiday Homework
SESSION (2026-27)
CLASS II



Name - _____ Class _____ Section _____

Dear Parents

Holidays are always a welcome break from the normal routine and we all look forward to them. They give us opportunity to pursue all those activities that we enjoy but never found enough time to indulge in. When used appropriately, homework can reinforce what has been taught, contribute to the development of children, cultivate a healthy disposition towards learning and most importantly, maintain a continuation with the process of education that began at the Learning Center.

The holiday homework for Class II has been especially designed to strengthen the concepts taken up in ongoing themes and to ensure your maximum participation in your child's development plan. Care has been taken to plan activities that would help to build senses, enrich vocabulary, enhance creativity and thinking skills as well as develop an appreciation for music. Kindly encourage the spirit of scientific enquiry and foster awareness about nature. Along with all this, we have included personality development activities that aim at building values, improving self-esteem and memory.

Make sure that you click photographs of your child while doing all these activities with him/her. Create a collage of all the clicked pictures on an A3 size construction paper/ chart paper and send it to us so that we can celebrate his/her accomplishments when the school reopens.

We wish you a very happy and fruitful family time during this vacation and hope you have fun sharing the homework with your child.

Best regards

GUIDELINES FOR HOLIDAY HOMEWORK

Label your Holiday Homework and submit it in a handmade folder, put in an eco-friendly paper bag made by you, using an old newspaper.

Here are few tips for you to follow –

- Play simple games like scrabble, Chess, Atlas, Word building.
- Assign a permanent workplace and a work-time. This brings in discipline in your life.
- Inculcate good manners – 4 magic words ‘Please, Thank you, Excuse me, Sorry’ –Use them and see the difference.
- Help your mother to keep the house clean. Do small household jobs like dusting, watering the plants, laying dinner table and so on. Keep your room and shelf clean and well organized.
- Practice tying your laces.
- Be encouraged to take up yoga or any other form of healthy activity during the vacation.
- Try to converse in English with your parents, siblings, friends and relatives, it will improve your proficiency in the language.
- Improve your handwriting by practicing a page of cursive writing daily.
- Perform weekend tasks given below and make a note of them in the notebook.

<u>S.No</u>	<u>Weekend Dates</u>	<u>Weekend Cleanliness Tasks</u>
1.	18 th -20 th May'26	Clean your shoe rack.
2.	21 nd -22 nd May'26 / 6 th -7 th June'26	Fold your napkins and personal clothes.
3.	13 th -14 th June'26	Set your books in your shelf and study table after sorting.

A week filled with activities.....

- Click pictures of your ward while they perform the following activities (with parent's assistance) and paste them in a table calendar format to make it more attractive.

Make it Monday



1) Make a mask out of paper plate.

Or

2) Reuse the carton/bottles.

Helping hand Tuesday



Help your mother in doing dusting in any one room of your house.

Water day

Wednesday



- 1) Help your parents in washing their car or bike.
- 2) Clean the water bottles and refill them with clean water.
- 3) Water the plants in your garden.

Thinking and Thoughtful Thursday



- 1) Do a random act of kindness. For example: plant something or share your toy with your special friend or feed the birds or whatever makes everyone happy.

Foodie Friday



- 1) Make ice popsicles

Or
- 2) Make a Fruit chaat

Super Saturday/Sunday



1) Read for pleasure

-Akbar Birbal

-Amar Chitra Katha or any other book

2) Movies for fun (any1)

-The Good Dinosaur

-The Toystory

* Make stick puppets of any two characters from the story you read.

English



Activity: - FRAME A QUESTION????







Ask kids to toss a ball customized with question words that can be used for framing a question **What, Where, Why, How** etc. Kids can frame questions and ask members of their family to answer.

For eg.

How old are you? Where
are you going?

What would you like to have?

Activity – Make a tense chart

Tense Chart							
Subject	 I	 We	 You	 They	 He	 She	 It
Past	was	were	were	were	was	was	was
Present	am	are	are	are	is	is	is

Q2. Imagine that you get a chance to prepare a Picnic Corner at your house, picnic at home with family. What will be your preparation and how do you plan this outing inside the house.

Write down ten lines about it and make it more interesting by using pictures on a A-3 size sheet.

PICNIC CORNER – An Outing Inside The House

(Click pictures of your picnic corner and paste it on your A3 size sheet)

MATHEMATICS

Q1. Learn and write tables 2-9.

Q2. Write down the last three digits of mobile numbers of 20 persons and write down their number names in a A4 size sheet.

Q 3. In order to enhance the mathematical skills of students in the coming months, write the numbers from (101-900)on a coloured A-3 sheet /Chart paper as shown in the figure given below and get it laminated.(if possible)

1	2	3	4	5	6	7	8	9	10
11	12	13	14	15	16	17	18	19	20
21	22	23	24	25	26	27	28	29	30
31	32	33	34	35	36	37	38	39	40
41	42	43	44	45	46	47	48	49	50
51	52	53	54	55	56	57	58	59	60
61	62	63	64	65	66	67	68	69	70
71	72	73	74	75	76	77	78	79	80
81	82	83	84	85	86	87	88	89	90
91	92	93	94	95	96	97	98	99	100

1. Using the above grid answer the following questions on other A 4sheet:-

- Which number is 5 more than 165?

- Which number is 10 less than 142?

- Write skip counting of 5 from 101 to 400.

--	--	--	--	--	--	--	--


- Write skip counting of 2 from 401 to 600

--	--	--	--	--	--	--	--

- Write skip counting of 10 from 601 to 900



Q: 4 Make an abacus with the help of shoe box or waste cardboard.



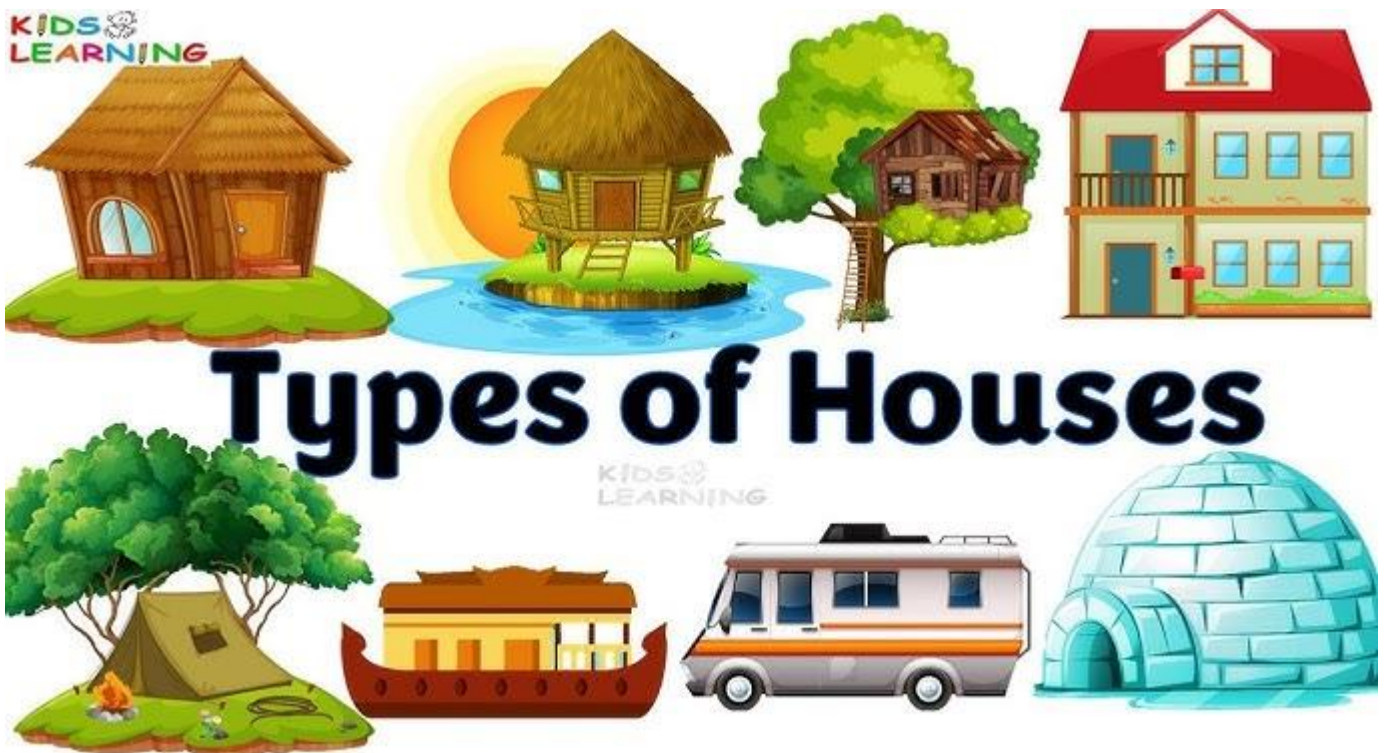
<https://www.youtube.com/watch?v=J5z2P646GbI>

EVS

Activity 1:- Water is life. Make 3- cut outs of water droplet and write 3 different slogans on save water. (Use A4 size pastel sheets)


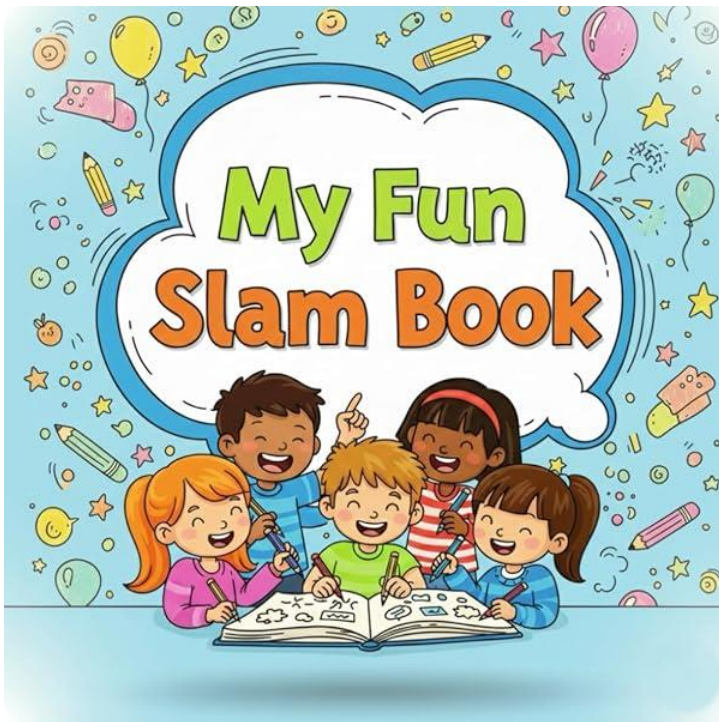
Activity 2:-Project work:- Make a model of the houses given according to your Roll no.:

- | | |
|-----------------|-----------------------|
| Roll no (1-8) | - hut |
| Roll no (9-16) | - igloo |
| Roll no (17-24) | - house boat |
| Roll no (25-32) | - slanting roof house |
| Roll no (33-40) | - caravan |
| Roll no (41-44) | - Tent |



Activity 3: - MY SLAM BOOK

Kids can learn about – my body, my family , my favourite (food ,colour,cartoon,movie,book,place ,toy,clothes,games,car,bike etc.) . Make a slam book writing the given information. (examples are given below).



Activity – Weather chart

Make the Weather chart in half chart paper.



HINDI

- सभी बच्चों को किसी भी बाल पत्रिका से एक शिक्षाप्रद कहानी पढ़ना है और उसे अपने शब्दों में, अपने तरीके से सुनाना है। (कहानी रटना नहीं है।)
- रोल नं. 1-10 तक के विद्यार्थियों को ए3 चार्ट पेपर पर कोई भी पाँच शब्द बड़े-बड़े अक्षरों में (मात्राओं पर बिना गलती किए) लिखकर चिपकाना है और कक्षा में पढ़कर सुनाना है।
- रोल नं. 11-15 तक के विद्यार्थियों को ए3 चार्ट पेपर पर ऊपर शीर्षक(Heading) 'विपरीत शब्द' लिखकर कोई भी पाँच विपरीत शब्द बड़े-बड़े अक्षरों में (मात्राओं पर बिना गलती किए) लिखकर

चिपकाना है और कक्षा में पढ़कर सुनाना है। (विपरीत शब्द का चित्र बनाना या चिपकाना भी है।)

- रोल नं. 16-20 तक के विद्यार्थियों को ए3 चार्ट पेपर पर ऊपर शीर्षक (Heading) 'समान लय' लिखकर कोई भी पाँच शब्द बड़े-बड़े अक्षरों में (मात्राओं पर बिना गलती किए) लिखकर चिपकाना है और कक्षा में पढ़कर सुनाना है।
- रोल नं. 21-25 तक के विद्यार्थियों को ए3 चार्ट पेपर पर शीर्षक (Heading) 'गिनती' लिखकर १ से १० तक (अंकों व शब्दों) में बड़े-बड़े अक्षरों में (मात्राओं पर बिना गलती किए) गिनती लिखना है या लिखकर चिपकाना है और कक्षा में पढ़कर सुनाना है।
- रोल नं. 26-30 तक के विद्यार्थियों को ए3 चार्ट पेपर पर शीर्षक (Heading) 'गिनती' लिखकर ११ से २० तक (अंकों व शब्दों) में बड़े-बड़े अक्षरों में (मात्राओं पर बिना गलती किए) गिनती लिखना है या लिखकर चिपकाना है और कक्षा में पढ़कर सुनाना है।

- रोल नं. 31-35 तक के विद्यार्थियों को ए3 चार्ट पेपर पर ऊपर शीर्षक(Heading)'लिंग' लिखकर कोई भी पाँच शब्द बड़े-बड़े अक्षरों में(मात्राओं पर बिना गलती किए)लिखकर चिपकाना है(शब्दों का चित्र भी बनाना है)और कक्षा में पढ़कर सुनाना है।
- रोल नं. 36-40 तक के विद्यार्थियों को ए3 चार्ट पेपर पर ऊपर शीर्षक(Heading)'लिंग' लिखकर कोई भी पाँच शब्द बड़े-बड़े अक्षरों में(मात्राओं पर बिना गलती किए)लिखकर चिपकाना है(शब्दों का चित्र भी बनाना है)और कक्षा में पढ़कर सुनाना है।
- रोल नं. 41-50 तक के विद्यार्थियों को ए3 चार्ट पेपर पर ऊपर शीर्षक(Heading)'वचन' लिखकर कोई भी पाँच एक व अनेक शब्द बड़े-बड़े अक्षरों में(मात्राओं पर बिना गलती किए)लिखकर चिपकाना है।(शब्दों का चित्र भी बनाना है)और कक्षा में पढ़कर सुनाना है।

