

# Have a great Summer Vacation!

Dear Parents,

Greetings!

Here comes the awaited summer holidays! Weather has turned very hot. To ensure that in this sweltering heat, your ward is busy at home, revising last two months learning. We are giving some wonderful creative activities that you and your ward can enjoy doing together and spend quality time. The given activities are engaging, fun filled and focusing on developing various skills through play way activities.



## ACTIVITY 1-

## D.E.A. R Activity

D.E.A.R (Drop Everything And Read). Parents can read picture story books using lots of voice modulation, facial expressions, gestures etc. This will help them in developing their reading habit. You can give them the picture books and colouring books to explore.

Read and learn the stories given below.

1. Ask them "Did you like the story?"
2. Ask them to recall the characters.
3. Which was your favourite characters?

# The Helpful Bunny

## The Helpful Bunny

Bunny saw a little bird on the ground.



The bird could not fly.



Bunny gave the bird some water and helped it.




Soon, the bird flew happily.




# The Clever Crow



A thirsty crow was searching for water.



He saw a pot with little water.  
He had an idea!



He dropped pebbles into the pot.  
The water rose higher.



The clever crow drank the water  
happily.



## The Fox and The grapes

One day a fox was very hungry.



He searched everywhere for food.



He saw some bunches of grapes.



He tried to pick them.  
He jumped again and again.



He was sad.  
He couldn't pick them.



At last he said,  
"These grapes are sour."



Read the following two letters sight words.

( write the following letters given below in a chart paper. Display on wall and read every day)

am an as at be by do go he if in is it

me my no of on or so to up us we

Three letters sight words.

and are but can did for get had

has her him his how let man not now

Put ran see she the too use you.

**Read and recognise .**

1. क to ह- (by the end of summer vacation a child should learn to read and write hindi letters.

Revise अ , आ , इ , ई , उ , ऊ( read and write)

Worksheet sample given for both English and hindi.

2. Numbers 1 to 20 .
3. "a " and "e" vowel sound story. Phrases related to a and e vowel sound.

## I DO & I LEARN

### HELPING HANDS-

- ❖ Help your parents to set up the dining table (arranging different things) before food.
- ❖ Arranging books on the bookshelf after studies.
- ❖ Help your parents by watering the plants in your garden.
- ❖ Keeping and arranging toys on the toy shelf after the play.
- ❖ Help your grandparents by doing age-appropriate small acts- like bringing them water, bringing them their eye glasses etc.


## NATURE WALK

- ❖ Go for a nature walk with your ward and enjoy fun filled activities like- playing on swing, cycling, gathering leaves and twigs etc.

## STAY FIT

### “A healthy mind resides in a healthy body”

Children are advised to practice easy yoga poses daily for healthy lifestyle at home under the guidance of parents during summer vacation.



## CRAFT ACTIVITY- DIY PIGGY BANK

Creating a DIY piggy bank from waste materials—such as a plastic bottle ,tin or old cardboard box—is an excellent project that combines environmental education with financial literacy. It turns trash into treasure, encouraging creativity, teaching the value of saving money, and promoting recycling awareness for kids. Given below the sample.



## LITTLE MASTERCHEF

Help your child in making refreshing summer drink like- lemonade. New words to be learned while the activity are as following .

**1.Pour water. 2. Add pinch of salt. 3. Add teaspoon sugar.4 Cut and squeeze a lemon. 5. stir it and drink.**



## ENGLISH WORKSHEET-1

Read and write capital letters (A to Z).Every day one page for each.









Follow the same for Hindi writing (क to ह)

Worksheet -2

Read and write lower case ( a to z). One page every day.











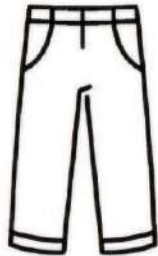

### Worksheet-3

See the letter and colour the correct pictures.



**b**





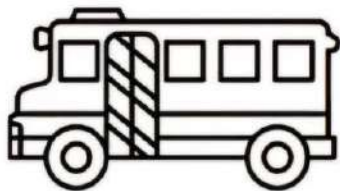
**y**






**k**



**a**

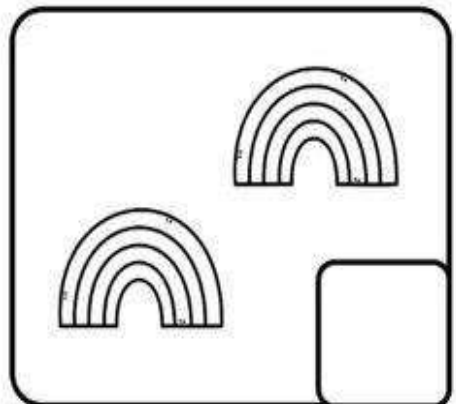

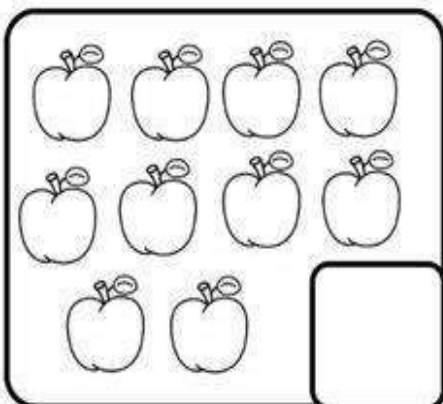
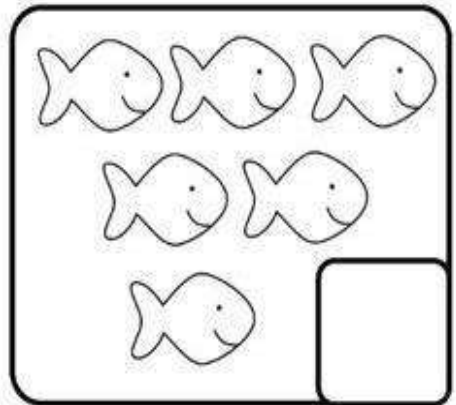

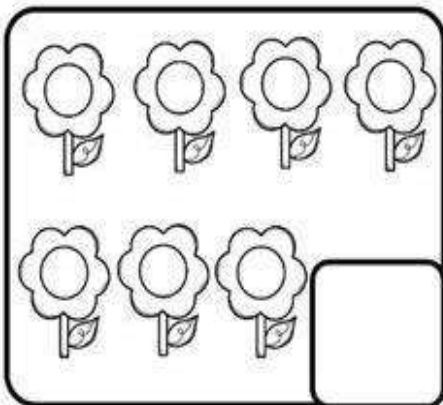



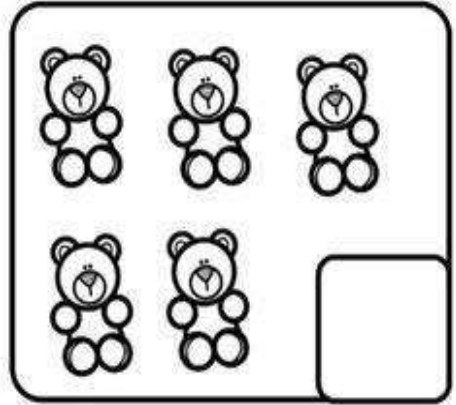




**s**




MATHS  
WORKSHEET 1

Count and write the number.



# WORKSHEET 2

Match the correct pair: -



# सही अक्षर पर गोला लगाओ



क छ घ



ख थ ब



ट ग ज



घ ठ त



थ र च



ठ छ झ



झ त घ



ट ठ घ



र थ ढ



ट त ठ



थ ठ झ



घ ठ द


WORKSHEET-2

चित्र देखकर पहला अक्षर लिखे

रिक्त स्थान भरो




\_\_\_\_\_




\_\_\_\_\_



\_\_\_\_\_



\_\_\_\_\_



\_\_\_\_\_

क	ख			ड
च		ज		त्र
	ठ	ड		ण
	थ		ध	
प		ब	भ	
य	र			श
		ह	क्ष	
ज़				

सही वर्ण को चित्र से मिलाओ



इ



उ



अ



आ




ई



ऊ


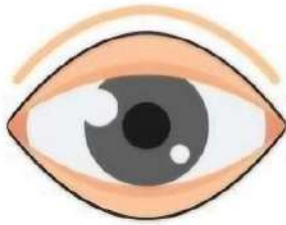
EVS  
Worksheet-1

Circle the object that belong to the given rooms.




## WORKSHEET-2

Identify and match the sense organs with its correct function.



**ART**  
**WORKSHEET-1**

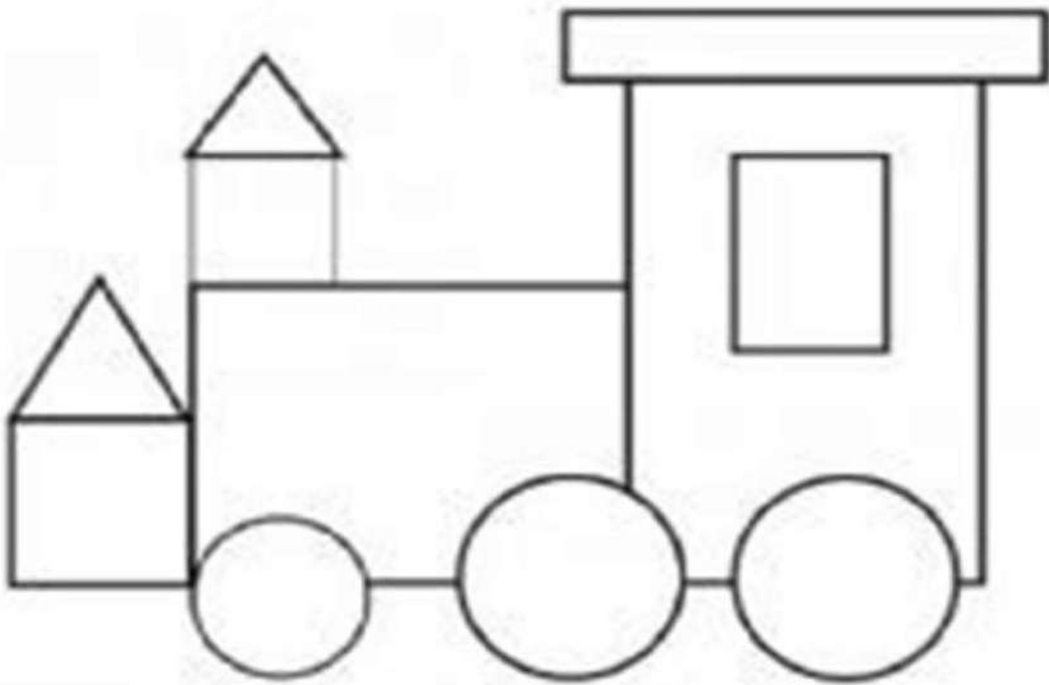
JOIN THE DOTS AND COLOUR THE PICTURE.



WORKSHEET-2

FUN ACTIVITY

Color the shapes in train as given below



Find the difference and put a (x)

FUN ACTIVITY-3

