



DAV PUBLIC SCHOOL, BISTUPUR ,JAMSHEDPUR


HOLIDAY HOMEWORK (2026-27)

CLASS -LKG A/B/C/D/E


1 . Make the patterns using real objects. Take a photo of the child doing the activity and paste the photo in scrapbook.-




2 .Draw the missing part and colour it:-



3. Colour the circles(●)to help the frog find the path to the pond.



4. Use cut-outs of circles, a triangle and bindis to make a colourful ice-cream and paste it in scrapbook.



5. Practice these Yoga poses everyday.



Kid's ANIMAL POSES Yoga



6. Collect 2-3 pebbles ,wash and dry them ,then paint them in any design or pattern you like, and submit them to school after the vacation.



7. **MAGIC PAINTING** –First draw 3-4 flowers on a white sheet using candle or white wax crayon. Now paint over the entire sheet using water colours . The wax will resist the paint and the flowers drawn with wax will magically reappear.

MAGIC PAINTING

 <p>1</p> <p>Draw 3-4 flowers on a white sheet using candle or white wax crayon.</p>	 <p>2</p> <p>Then use water colour to paint on the entire sheet.</p>	 <p>3</p> <p>The wax will resist the paint</p>
 <p>4</p> <p>and the drawing of flowers</p>	 <p>5</p> <p>that has been made with</p>	 <p>6</p> <p>wax will magically reappear.</p>

8. Nature Walk 🌿

Go for a short walk with parents, observe trees, birds, flowers and collect leaves and paste them in scrapbook to create animal figures.



9. 🍎 Healthy Food Plate 🍷

Procedure:

1. Collect pictures of fruits and vegetables.
2. Paste them on thermocole plate .
3. Say the names of fruits and vegetables aloud.



10. Speak & Show

Procedure:

1. Choose your favourite fruit/vegetable.
2. Speak 3-5 lines about it.

Example

My favourite fruit is mango

It is sweet and juicy.

It is yellow in colour.

I eat it in summer.

3. Parents can record a video and send it after vacation.



11. Practice the following conversations:

- a) **Teacher:** Good morning, children
Student: Good morning, ma'am.
- b) **Teacher:** How are you today?
Student: I am fine.
- c) **Teacher:** Are you happy today?
Student: Yes, I am happy.
- d) **Teacher:** Where is your water bottle?
Student: It is in my bag.
- e) **Teacher:** Whose pencil is it?
Student: It is my pencil .
- f) **Teacher:** Who is your best friend?
Student: _____ is my best friend.
- g) **Teacher:** Have you completed your work?
Student: Yes, I have completed my work.

Or

Student- No , I have not completed my work.

- h) **Teacher:** What have you brought in your tiffin?
Student: I have brought _____.
- i) **Teacher:** Is it a healthy food or a junk food?



Student : It is a _____ food.

j) **Teacher:** Have you finished your lunch?

Student: Yes, I have finished my lunch.

K) **Student-** May I go for handwash?

Teacher: Yes, you may.

l) **Teacher:** Do you like to watch cartoons?

Student: Yes, I like to watch cartoons.

m) **Teacher:** Who is your favourite cartoon character?

Student: _____ is my favourite cartoon character.

n) **Student(1)-** May I take your crayon/pencil/eraser ?

Student (2)- Yes/No

12. Story telling

Given below is a story. Help your child to learn the story.

The Little Bird

A little bird lived in a tree The bird was very happy. One day, it saw a red apple The bird pecked the apple The apple was sweet and tasty. The bird shared it with its friend. They ate and sang together happily.




13.

चित्र देख कर सही अक्षर को घेरा लगाओ.



क	घ	ख
---	---	---



ख	ग	च
---	---	---



क	ग	ख
---	---	---




ग	ख	ख
---	---	---

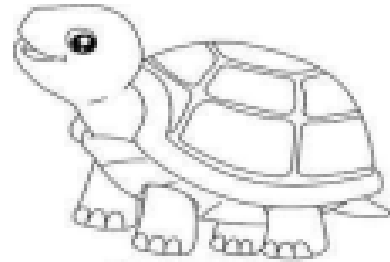

14.

सही चित्र में रंग भरो.



ग





क



ख



घ



15. Make different sounds using different objects and record the video /audio .

1. Rattling of keys
2. Ringing a bell
3. Tapping a spoon on a plate
4. Clapping hands
5. Beeping a horn
6. Closing a door (bang)
7. Shaking a bottle with beans or rice
8. Crumpling of paper
9. Pouring of water
10. Scratching of a pencil
11. Footsteps thumping
12. Whistling
13. coins- jingling
14. zipping

16. Make family photo frame and paste/affix a family photo in it.



17. Simple oral questions and answers for children based on Family Photo Frame activity:

1. Who are the people in your family?

My family members are my father, mother, and me. *(Child can answer according to their family.)*

2. How many members are there in your family?

There are ___ members in my family.

3. What is your father's name?

My father's name is ___.

4. What is your mother's name?

My mother's name is ___.

5. Do you help your family members?

Yes, I help my family members.

6. Do you give water to your family members?

Yes, I offer water to my family members.

7. Do you help in watering plants?

Yes, I help in watering plants.

8. Do you love your family?

Yes, I love my family very much.

Have fun , learn new things and take care!