

## ACADEMIC PLANNING 2012-2013

The academic session comprises of two terms:

**Term - 1 and Term -2**

**Term-1 : April to September which comprises of Formative 1 (FA 1), Formative -2 (FA 2) and Summative - 1 (SA 1)**

**Term 2 : October to March which comprises of Formative 3 (FA 3), Formative 4 (FA 4) and Summative-2 (SA 2)**

**Formative -1**

Schools should complete Formative Assessment - I between the months of **April to June** in the form of dictation, reading, Class-Assignment, Home-Assignment, projects, activities, quizzes, group discussion etc. as per the requirement of specific subject with proper documentation (To be reduced to 10% weightage).

**Formative-2**

Usual Paper-Pencil Test to be conducted between **July-August** and reduced to 10% weightage.

**Summative-1 to be reduced to 30% weightage**

**Formative -3**

Schools should complete Formative Assessment - III between the months of **October-November** in the form of dictation, reading, Class-Assignment, Home-Assignment, projects, activities, quizzes, group discussion etc. as per the requirement of specific subject with proper documentation (To be reduced to 10% weightage).

**Formative -4**

Usual Paper-Pencil Test to be conducted between **December - January** and reduced to 10% weightage.

**Summative -2 to be reduced to 30% weightage**

Termwise weightage	
Term-1	Term-2
FA1 + FA2 + SA1 10% + 10% + 30%	FA3 + FA4 + SA2 10% + 10% + 30%
Term-1 + Term-2 = Total 50% + 50% = 100%	

## ENGLISH

- Books Recommended :**
1. My English Reader -I
  2. English Practice Book -I

**TERM 1 (April - September) Formative Assessment - 1 + Formative Assessment - 2 + Summative Assessment -1**

Formative Assessment	Months	Chapters (Reader & Practice Book)	Grammar
FA -1	April to June	Chapter 1 to 8	Nouns (Naming words) Pronouns Sound words : ee, u, oo and sh

**Reading Skill** : Reading the lines written on the board.

**Speaking Skill** : Reciting poetry

**Writing Skill** :

- (a) Class Assignment : Composition - Dog - the faithful animal, spelling in alphabetical order (Worksheet)
- (b) Home Assignment : Fill in the blanks with vowels.
- (c) Class test : Understanding the concept of nouns

**Activity/Project**: Work Sheet on identification of the picture.

Formative Assessment	Months	Chapters (Reader & Practice Book)	Grammar
FA -2	July & August	Chapter 9 to 16	Article - a, an, the Punctuation (full stop, comma, question mark & capital letters) One - many Sound word : ng Composition : A circus show

**Reading Skill** : Reading stories from the text

**Speaking Skill** : Story telling

**Paper Pencil Test** : The thief and the thorn, The Puss in the class and Articles

**Activity / Project** : Opposites (worksheet)

**Story/Comprehension** : The fox and the sour grapes

**Summative Assessment -I in the month of September, 2012**

**Portion :-**

English Reader : Chapter 1 to 16

English Grammar : Nouns, Pronouns, Articles, Punctuations, one-many, sound words - ee, u, oo, sh, ng

Composition : Dog - the faithful animal, A circus show

Picture reading / : unseen

Comprehension

## Syllabus – Class I

### Term-2 (October to February) Formative Assessment-3 + Formative -4 + Summative Assessment -2

Formative Assessment	Months	Chapters (Reader & Practice Book)	Grammar
FA -3	October to December	Chapter 17 to 20	Use of am, is, are, have, has, had Gender, composition - Picnic

**Reading Skill** : Reading spelling with correct pronunciation

**Speaking Skill** : Encouraging children to speak on various objects that they see around them.

**Writing Skill** : a) Class Assignment : Comprehension - Visit to a Zoo, read the words and encircle the word that rhymes with the word (*Worksheet*).  
 b) Home Assignment : Fill in the blanks with has, have, am, is & are.  
 c) Class Test : Use of proper describing words.

**Activity / Project** : Application of verbs.

Formative Assessment	Months	Chapters (Reader & Practice Book)	Grammar
FA -4	January to February	Chapter 21 to 26	Tense Composition - The winter season

**Reading Skill** : Reading Story Books

**Speaking Skill** : What is 'what' ? Frame question with 'what' for the given answers.

**Paper Pencil Test** : Raju's Bunny, Kitty's Birthday, Tense

**Activity / Project** : Change the present tense into past tense

**Picture reading / :  
comprehension** : unseen

### Summative Assessment - 2 in the month of February - March, 2013

**Portion :**

English Reader : Chapter 17 to 26

English Grammar : Application of Verbs, Gender, Tense

Composition : The Winter Season, Picnic

Picture reading / :  
comprehension : unseen

**ENGLISH**

<b>Sl.</b>	<b>Type of Questions</b>	<b>Marks 90</b>
1.	Answer the following questions	$2 \times 8 = 16$
2.	Fill in the blanks	$2 \times 5 = 10$
3.	Make sentences	$2 \times 5 = 10$
4.	Match the following	$1 \times 4 = 4$
5.	Who said these words	$1 \times 4 = 4$
6.	Rewrite the sentences using capital letter and full stop	$1 \times 4 = 4$
7.	Fill in the blanks with articles/ verbs	$1 \times 5 = 5$
8.	Underline the Nouns/Pronouns	$1 \times 5 = 5$
9.	Write the opposite words	$1 \times 4 = 4$
10.	Rearrange the jumbled words	$1 \times 4 = 4$
11.	One and many 'or' change the gender	$1 \times 4 = 4$
12.	Composition	$1 \times 10 = 10$
13.	Multiple Choice questions / Comprehension	$1 \times 10 = 10$

## HINDI

- Books Recommended** :
1. भाषा माधुरी
  2. भाषा अभ्यास

### TERM 1 (FA-1 + FA-2+SA-1) (April - Sep.)

#### Formative Assessment - 1 (April - June)

भाषा माधुरी + अभ्यास	व्याकरण	लेखन
1. राजा बेटा	वचन	निबंध—मेरा परिचय
2. अमन		
3. समझदार अजय		
4. रविवार का दिन		
5. दीपावली आई		
<p>1. <b>Reading Skill</b> - भाषा माधुरी से अमन कविता को पढ़ना।</p> <p>2. <b>Speaking Skill</b> - अच्छी बातों के बारे में पाँच वाक्य बोलिए।</p> <p>3. <b>Writing Skill</b> -</p> <ol style="list-style-type: none"> <li>a) <b>Class Assignment - Worksheet</b> रिक्त स्थान – (स्वर, व्यंजन)</li> <li>b) <b>Home Assignment</b> - अमन पाठ से दो, तीन, व चार अक्षर वाले तीन तीन शब्द ढूँढकर लिखिए।</li> <li>c) <b>Class Test - Spelling test</b></li> </ol> <p>4. <b>Activity Project</b> - <b>Worksheet</b> (चित्रों को देखकर उनके नाम पूरे कीजिए)</p>		
<b>Formative Assessment - 2 (July - August)</b>		
भाषा माधुरी + अभ्यास	व्याकरण	लेखन
6. गुड़िया की शादी	लिंग	गिनती –1 से 15 निबंध – मेरा विद्यालय चित्र वर्णन
7. शाम हुई		
8. जादूगर का जादू		
9. मेला		
10. शैला की मैना		
<p>1. <b>Reading Skill</b> - भाषा माधुरी से समझदार अजय पाठ पढ़ना।</p> <p>2. <b>Speaking Skill</b> - आप अपनी सालगिरह कैसे मनाएँगे? पाँच वाक्य बोलिए।</p> <p>3. <b>Activity/Project</b> - <b>Worksheet</b> (चित्र पहचानकर उसपर पाँच वाक्य लिखिए)</p> <p>4. <b>Paper-Pencil Test</b> -</p>		

**Portion for Unit Test**

भाषा माधुरी	– 1) समझदार अजय 2) रविवार का दिन 3) गुड़िया की शादी
भाषा अभ्यास	– Related lessons
व्याकरण	– वचन, लिंग, गिनती 1 से 15

**September - Revision  
Summative Assessment - 1**

Portion:-

भाषा माधुरी	– 1) अमन 2) समझदार अजय 3) रविवार का दिन 4) दीपावली आई 5) गुड़िया की शादी 6) शाम हुई 7) जादूगर का जादू 8) मेला 9) शैला की मैना
भाषा अभ्यास	– Related lessons
व्याकरण	– वचन, लिंग, गिनती 1 से 15, निबंध – मेरा परिचय, मेरा विद्यालय, चित्र वर्णन

**TERM - II (FA-3+FA-4+SA-2) (Oct. - March)  
Formative Assessment - 3 (Oct-Dec)**

भाषा माधुरी + अभ्यास	व्याकरण	लेखन
11. होली का दिन	विपरीत शब्द	गिनती 16 – 30 तक निबंध – होली चित्र वर्णन
12. कौशल की सालगिरह		
13. संजय की पतंग		
14. ताँगे वाले की मूँछें		
15. परियों की रानी		
16. मस्त कलंदर		
17. नन्हीं चिड़िया		

1. **Reading Skill** - भाषा माधुरी से कौशल की सालगिरह पाठ पढ़ना।
2. **Speaking Skill** - अपने प्रिय त्योहार के बारे में पाँच वाक्य बोलिए।
3. **Writing skill** -
  - a) **Class Assignment - Worksheet (Opposite)**
  - b) **Home Assignment - वाक्य बनाओ**
  - c) **Class Test** (रिक्त स्थान भरो, समान लय वाले शब्द, वाक्य बनाओ, विपरीत शब्द)
4. **Activity/Project** – चित्र वर्णन (दिए गए चित्र को देखकर उस पर पाँच वाक्य लिखिए।)

[ Formative Assessment - 4 (Jan - Feb) ]		
भाषा माधुरी + अभ्यास	व्याकरण	लेखन
18. अच्छी परी 19. गुब्बारे वाला 20. योगशाला	समानार्थक शब्द, सप्ताह के दिनों के नाम	निबंध – मेरा प्रिय फल चित्र वर्णन
<p>1. Reading Skill - भाषा माधुरी से अच्छी परी पाठ पढ़ना।</p> <p>2. Speaking Skill - क्या आप चिड़ियाघर गए हैं? चिड़ियाघर में देखे हुए पशु पक्षियों के बारे में बोलिए।</p> <p>3. Paper-Pencil Test -</p> <p><b>Portion :</b></p> <p>भाषा माधुरी - होली का दिन, कौशल की सालगिरह, संजय की पतंग।</p> <p>भाषा अभ्यास - Related lessons</p> <p>व्याकरण - विपरीत शब्द, सामानार्थक शब्द, गिनती 16–30 तक</p> <p>4. Activity/Project - अपने प्रिय फूल का चित्र बनाकर पाँच वाक्य लिखिए।</p>		
Summative Assessment - 2 in the month of February - March - 2013		
<b>Portion:</b>		
भाषा माधुरी	– 1) होली का दिन 2) कौशल की सालगिरह 3) संजय की पतंग 4) ताँगे वाले की मूँछें 5) परियों की रानी 6) मस्त कलंदर 7) नन्हीं चिड़िया 8) अच्छी परी 9) गुब्बारे वाला 10) योगशाला	
भाषा अभ्यास	– Related lesson	
व्याकरण	– विपरीत शब्द, समानार्थक शब्द, सप्ताह के दिनों के नाम, गिनती 16–30 तक, निबंध – होली, मेरा प्रिय फूल, चित्र वर्णन	

## हिन्दी

प्रश्न पत्र का प्रारूप  
भाषा माधुरी + भाषा अभ्यास  
व्याकरण

क्रम.	विषय	Marks 90
1.	कविता लेखन – आठ से दस पंक्तियाँ	6x1=6
2.	प्रश्नोत्तर	2x7=14
3.	वाक्य बनाएँ	2x5=10
4.	रिक्त स्थानों की पूर्ति	5x1=5
5.	सही जोड़े मिलाएँ या हाँ या नहीं लिखें	5x1=5
6.	निबंध – पाँच से दस वाक्य लिखें	1x10=10
7.	गिनती – अंकों और शब्दों में लिखें	1x10=10
8.	सप्ताह के दिनों के नाम	1x5 = 5
9.	समान लय वाले शब्द लिखें	1x5=5
10.	लिंग बदलें	1x5=5
11.	वचन बदलें	1x5=5
12.	विपरीत शब्द लिखें	1x5=5
13.	मात्रा लगाएँ	1x5=5



**MATHEMATICS****Books Recommended :** Primary Mathematics -I

<b>TERM-I [FA-I + FA-II + SA-I] APRIL-SEPTEMBER</b>	
<b>F.A.-I (APRIL - JUNE)</b>	
<b>TOPICS -</b>	<ol style="list-style-type: none"> <li>1. Comparison</li> <li>2. Number Concept (0-50)</li> <li>3. Tables - 2 and 3</li> <li>4. Write in words and figures (1-100) [Page 1 to 35]</li> </ol>
<b>WRITTEN WORK:</b>	<ol style="list-style-type: none"> <li>a) Class Assignment-               <ol style="list-style-type: none"> <li>i) Worksheet on Number name</li> <li>ii) Worksheet on before, between, after</li> </ol> </li> <li>b) Home Assignment- Worksheet on Place -Value</li> <li>c) Class Test : Missing numbers</li> </ol>
<b>ACTIVITY/PROJECT:</b>	<p>To paste the cutouts of different shapes to form a shape of human body.</p> <p>MENTAL ABILITY: 20 questions to be asked on before, between, after, <math>&gt;</math>, <math>&lt;</math>, <math>=</math>, <math>\neq</math>, Comparison</p>
<b>F.A. - II (JULY - AUGUST)</b>	
<b>TOPICS -</b>	<ol style="list-style-type: none"> <li>1. Number Concept (0-50)</li> <li>2. Addition and Subtraction (0-20)</li> <li>3. Shapes</li> <li>4. Number Concept (0-100)</li> <li>5. Tables - 4, 5 and 6</li> <li>6. Write in words and figures (101-300) [Page 36 to 77]</li> </ol>
Paper - Pencil Test	
<b>PORTION:</b>	<ol style="list-style-type: none"> <li>1. Comparison</li> <li>2. Number Concept (0-50)</li> <li>3. Addition and Subtraction (0-20)</li> <li>4. Tables - 1 to 4</li> <li>5. Write in words and figures (1 to 150)</li> </ol>
<b>ACTIVITY/ PROJECT :</b>	To make a model of Abacus using soap bar, sticks and beads.
<b>MENTAL ABILITY :</b>	20 questions to be asked on before, between, after, ordinal numbers, addition, subtraction, shapes, ascending and descending order.
<b>SUMMATIVE ASSESSMENT - I</b>	
<b>(In the month of September)</b>	

**Portion :**

1. Comparison
2. Number Concept (0-100)
3. Addition and Subtraction (0-20)
4. Shapes
5. Tables - 1 to 6
6. Write in words and figures (1 to 300) (pages - 01 to 77)

**TERM - II [FA-III + FA-IV + SA-II] OCTOBER - MARCH**

**F.A. III (OCTOBER - NOVEMBER)**

**TOPICS :**

1. Length
2. Addition and Subtraction
3. Weight
4. More on addition (0-99)
5. Capacity
6. Tables - 7 & 8
7. Write in words and figures (301 to 500) [Page 78 to 99]

**WRITTEN WORK:**

- a) Class Assignment : (i) Worksheet on Addition and Subtraction  
(ii) Worksheet on addition with the help of pictures
- b) Home Assignment : (i) Worksheet on subtraction with the help of pictures
- c) Class Test : Word problems on subtraction

**ACTIVITY/PROJECT :** Draw smiling faces or paste bindis to make a set of 10.

**MENTAL ABILITY:** 20 questions to be asked on capacity, addition, subtraction, weight, length, shapes.

**F.A. - IV (DECEMBER - JANUARY)**

**TOPICS:**

1. Time
2. Money
3. Tables - 9 and 10 [Page 100 - 114]

**Paper - Pencil Test**

**PORTION :**

1. Length
2. Addition and Subtraction
3. Weight
4. More on addition (0-99)
5. Capacity
6. More on Subtraction
7. Time
8. Tables - 1 to 8
9. In words and figures (1 to 400)

**ACTIVITY/PROJECT** : Model of a clock

**MENTAL ABILITY** : 20 questions to be asked on time, addition, subtraction, weight, money

**REVISION - FEBRUARY**

**SUMMATIVE ASSESSMENT - II (In the month February-March) - 2013**

**PORTION:**

1. Length
2. Addition and Subtraction
3. Weight
4. More on addition
5. Capacity
6. More on subtraction
7. Time
8. Money
9. Tables - 1 to 10
10. Write in words and figures (1 to 500)

## BLUE PRINT FOR QUESTION PAPER MATHEMATICS

S.NO.	TYPES OF QUESTIONS	Out of 90
1.	Multiple Choice Question	2x5=10
2.	Do as directed (Tables)	1x8=8
3.	Abacus (Place Value, Number presentation)	2x5=10
4.	Addition	2x4=8
5.	Subtraction	2x4=8
6.	Length/Weight/Capacity (Fill in the blanks)	1x6=6
7.	Time (Draw clocks to show the time)	3x4=12
8.	Money (addition + Subtraction)	2x4=8
9.	Problem sums on addition	5x2=10
10.	Problem sums on subtraction	5x2=10

## E.V.S

**BOOK RECOMMENDED :-** MY LIVING WORLD [I]

D.A.V COLLEGE MANAGING COMMITTEE

<b>TERM - I [FA-1 + FA-2 + SA-1] APRIL TO SEPTEMBER</b>			
<b>FORMATIVE ASSESSMENT - I [APRIL TO JUNE]</b>			
CHAPTERS	LESSON/TOPIC	EXTRA QUESTIONS	ACTIVITY/PROJECT
1,2,3	1. MORE ABOUT ME	1. Write 5 lines on 'My Self': 2. Name 10 body parts. 3. How many sense organs do we have? Name them. 4. How do sense organs help us? 5. What do you do with your eyes/ears/nose/tongue/skin?	Draw or paste pictures of sense organs
	2. KEEPING CLEAN	1. Write 5 lines on how you would keep yourself clean. 2. Write the names of 5 objects to keep yourself clean 3. What is the best way to keep our selves clean?	
	3. OUR FOOD	1. Why do we eat food? 2. How does food help us? 3. What type of food should we eat? 4. What type of food should we avoid? 5. When do we eat lunch/breakfast/dinner? 6. What kind of water should we drink?	Draw and colour 5 healthy food
● WRITTEN WORK : a) CLASS ASSIGNMENT - Fill in the missing letters to name the body parts. (WORKSHEET) b) HOME ASSIGNMENT - Draw 5 sense organs and name them. c) CLASS TEST - Fill in the blanks from 'Our food'.			
● GROUP DISCUSSION :- A discussion on 'Keeping Clean' the cleanliness habits.			
● ACTIVITY/PROJECT :- 'Healthy Habits' - Tick the correct healthy habits. (WORK SHEET)			
<b>FORMATIVE ASSESSMENT - II [JULY TO AUGUST]</b>			
CHAPTERS	LESSON/TOPIC	EXTRA QUESTION	ACTIVITY/PROJECT
4, 5, 6, 7	04. KEEPING CLEAN	1. Who takes care of our body and health? 2. Why should we take rest? 3. What things are necessary for keeping ourselves healthy?	

## Syllabus – Class I

	05. CLOTHING	<ol style="list-style-type: none"> <li>1. Why do we wear clothes?</li> <li>2. What type of clothes do we wear in Summer/Winter/Rainy season.</li> <li>3. Why do we wear cotton clothes in summer/woollen clothes in winter?</li> <li>4. Why do we wear plastic clothes in the rainy season?</li> </ol>	
	06. A HOUSE IS A MUST	<ol style="list-style-type: none"> <li>1. Where do we live in?</li> <li>2. How does a house protect us?</li> <li>3. Name seven types of houses.</li> <li>4. What is an igloo/caravan/houseboat.</li> <li>5. Name the types of house which can be moved.</li> </ol>	Collect the pictures of different types of houses and paste them
	07. WHO ARE THEY?	<ol style="list-style-type: none"> <li>1. How many types of families are there? Name them.</li> <li>2. How many types of nuclear families are there? Name them.</li> <li>3. Name the members of nuclear/joint family.</li> </ol>	
<b>Paper - Pencil Test</b>			
<b>PORTION:- CHAPTERS-2 • KEEPING CLEAN, 3-OUR FOOD, 4. KEEPING HEALTHY</b>			
* GROUP DISCUSSION: Discussion on different clothings from 'CLOTHING'.			
ACTIVITY/PROJECT: Make a house with ice cream sticks, marble paper			
<b>SUMMATIVE ASSESSMENT - 1, In the month of September</b>			
PORTION:- CHAPTERS - 1, 2, 3, 4, 5, 6, 7			
<b>TERM - II [FA-3+FA-4 + SA-II] OCTOBER TO MARCH</b>			
<b>FORMATIVE ASSESSMENT - III [OCTOBER TO NOVEMBER]</b>			
CHAPTERS	LESSON/TOPIC	EXTRA QUESTIONS	ACTIVITY/PROJECT
8, 9, 10, 11	8. WE ARE A HAPPY FAMILY	<ol style="list-style-type: none"> <li>1. What does your mother/father do?</li> <li>2. Name seven types of occupations.</li> </ol>	
	9. FAIRS AND FESTIVALS	<ol style="list-style-type: none"> <li>1. What are National festivals? Name the National festivals.</li> <li>2. What are the 3 types of festivals? Name them.</li> <li>3. Write two local festivals.</li> <li>4. Write five religious festivals.</li> <li>5. Write three National festivals.</li> <li>6. Where do we go to worship?</li> <li>7. When do we celebrate Independence Day/ Republic Day/ Gandhi Jayanti?</li> </ol>	

## Syllabus – Class I

	10. KNOW YOUR SURROUNDINGS	1. What do you see in your locality? 2. What do you see in a village/city?	
	11. PLANTS	1. What are trees? Give example 2. What are climbers? ? Give example 3. What are creepers? Give example. 4. Name three friends of a seed. 5. What are the things we get from a plant?	Make a tree with marbled paper and paste the pictures of 10 things we get from trees.
*WRITTEN WORK :- a) CLASS ASSIGNMENT - Fairs and Festivals (WORKSHEET) b) HOME ASSIGNMENT - To which family you belong ? Write 5 sentences about your family. c) CLASS TEST - Name the following from 'Know your Surroundings'.			
* GROUP DISCUSSION:- Discussion on "Fairs and Festivals" and "Know your Surroundings."			
*ACTIVITY/PROJECT :- Paste the pictures of important places of your locality and write their importance in a sentence.			

### FORMATIVE ASSESSMENT - IV [DECEMBER TO JANUARY]

CHAPTERS	LESSON/TOPIC	EXTRA QUESTIONS	ACTIVITY/PROJECT
12, 13, 14, 15	12. THE ANIMAL KINGDOM	1. What are domestic animals? Give example. 2. What are wild animals? Give example. 3. What are pet animals? Give example. 4. What are water animals? Give example. 5. Name 4 wild animals/pet animals 6. Name 3 common/uncommon birds. 7. Name 3 flightless birds.	Draw 4 wild animals and 4 domestic animals and colour them.
	13. WATER	1. What are the three forms of water? 2. What type of water should we drink? 3. Name 5 sources of water. 4. Name 5 uses of water.	
	14. IMPORTANT PLACES	1. Name 10 important places. 2. Name 5 important places of your locality.	
	15. LET US MEET THEM	1. What does a teachers/cobbler/post-man/carpenter/doctor/nurse/farmer/shopkeeper/artist/tailor/driver/ engineer/mechanic do? 2. Name 5 occupations	Paste pictures and write the names of 5 occupations

### PAPER - PENCIL TEST







PORTION:- CHAPTERS - 10, 11, 12, 13	
* GROUP DISCUSSION :- Discussion on different occupations and role of each of the helpers.	
* ACTIVITY/PROJECT :- Make a chart on 5 sources of water and write 5 uses of water.	
FEBRUARY -	REVISION
<b>SUMMATIVE ASSESSMENT - II, ANNUAL EXAM - 2013</b>	
PORTION :- CHAPTERS - 8, 9, 10, 11, 12, 13, 14 and 15.	

## BLUE PRINT FOR QUESTION PAPER

### E.V.S

SL.NO.	TYPES OF QUESTIONS	90
01	Answer the following questions	3x8=24
02	Fill in the blanks	1x10=10
03	Name them	1x10=10
04	Match the columns	1x8=8
05	True or False	1x10=10
06	Multiple Choice	1x10=10
07	Rearrange the letters with the help of clues	1x8=8
08	Draw and colour	10

**COMPUTER**

S.A - I	
THEORY	PRACTICAL
<ul style="list-style-type: none"> <li>● Meet the Computer                             <ul style="list-style-type: none"> <li>◆ Knowing the different parts of Computer (Diagrammatically) , Monitor , Keyboard, CPU, Mouse, CD/ DVD-ROM Drive &amp; Pen Drive etc.</li> </ul> </li> <li>● Computer Friend                             <ul style="list-style-type: none"> <li>◆ List of work that a Computer can do</li> <li>◆ List of work that a Computer can not do</li> </ul> </li> <li>● Caring for Computer                             <ul style="list-style-type: none"> <li>◆ Things to be kept in the mind while entering the Computer Lab.</li> </ul> </li> <li>● About Computer                             <ul style="list-style-type: none"> <li>◆ How to Switch ON a Computer?</li> <li>◆ How to Switch OFF a Computer?</li> </ul> </li> </ul>	<ul style="list-style-type: none"> <li> Caring for Computer (Teacher should demonstrate about: -)                             <ul style="list-style-type: none"> <li>☞ First step in Computer Lab.</li> <li>☞ Rules of the Computer Lab.</li> </ul> </li> <li> Meet the Computer                             <ul style="list-style-type: none"> <li>☞ To Identify the different parts of the Computer.</li> </ul> </li> <li> About Computer                             <ul style="list-style-type: none"> <li>☞ Work of the different parts of the Computer.</li> <li>☞ Learn to Switch ON a Computer.</li> <li>☞ Learn to Switch OFF a Computer.</li> </ul> </li> </ul>
S.A - II	
<ul style="list-style-type: none"> <li>● Messaging to Computer                             <ul style="list-style-type: none"> <li>◆ Understanding the various keys of the Keyboard.</li> </ul> </li> <li>● Fun Keys                             <ul style="list-style-type: none"> <li>◆ Learning Keyboard using Fun Key.</li> <li>◆ Games with Fun Key</li> </ul> </li> <li>● Typing with Keyboard                             <ul style="list-style-type: none"> <li>◆ Understanding computer in a better way using keyboard and interacting with it</li> <li>◆ Working with Notepad</li> </ul> </li> <li>● Drawing in Computer                             <ul style="list-style-type: none"> <li>◆ Terms to operate the Mouse (Click, Double Click, Drag)</li> <li>◆ To start Paint and make drawing on computer Screen</li> <li>◆ Erasing the Drawings</li> <li>◆ Fill Colours in the Drawing</li> </ul> </li> </ul>	<ul style="list-style-type: none"> <li> Fun Keys                             <ul style="list-style-type: none"> <li>☞ Load and Quit Fun Keys.</li> <li>☞ Typing alphabets, numbers, etc. using Keyboard.</li> </ul> </li> <li> Typing With Keyboard (Teacher should help to open Notepad :-)                             <ul style="list-style-type: none"> <li>☞ Typing alphabets, numbers, special characters in Notepad.</li> <li>☞ Erasing words or characters.</li> </ul> </li> <li> Drawing in Computer                             <ul style="list-style-type: none"> <li>☞ Operating the Mouse (Click, Double Click, Drag)</li> <li>☞ Starting Paint</li> <li>☞ Making Drawing on computer Screen</li> <li>☞ Erasing the Drawings</li> <li>☞ Fill Colours in the Drawing</li> </ul> </li> </ul>
<p>All the terms used are functional and generic as per CBSE, use of Open software is recommended</p>	



**MORAL SCIENCE**

<b>TERM-I (APRIL TO SEPTEMBER)</b>	
MONTHS	TOPICS
APRIL - JUNE	God - The greatest maker.
	Gift of God.
	Taking care of plant
	Tree
	Kindness to animals
July - August	Time to pray
	Good Habits
	Sense Organs
	Cleanliness
<b>SAI in the month of SEPTEMBER</b>	
Portion - Topics 1 to 9.	
<b>TERM - II (OCTOBER TO MARCH)</b>	
Oct. - Dec.	Five senses : God's valuable gift
	Respect
	Friendship
	Zoo
	Healthy Habits
Jan. - Feb.	Good Manners
	Sorry and Thank you
	Forgiveness
<b>SA-II in the month of Feb. - March -2013</b>	
Portion - Topics 10 - 17	

**धर्म शिक्षा (ORAL)**

<b>SA - I</b>	
April to June	पाठ – 1, 2, 3, 4, 5, 6, 7, 8 गायत्री मंत्र – मौखिक
July to August	पाठ – 9, 10, 11, 12, 13, 14, 15
<b>SA - II</b>	
October to December	पाठ – 16, 17, 18, 19, 20, 21, 22,
January to February	पाठ – 23, 24, 25, 26, 27, 28, 29, 30

**G.K.**

Formative Assessments	Months	Summative Assessment
F.A-1	April to June	1. What is the capital of India?
		2. What is the name of your state?
		3. What is the capital of your state?
		4. How many days are there in a week? Name them.
		5. How many days are there in a month?
		6. Name : Four directions, four metro cities, three trees of Medicine, four milk products, four flightless birds, four things made of wood, four aquatic animals, two reptiles, things you see in the sky at night.
F.A-2	July to August	7. How do we wish our elders in the morning?
		8. How do we wish our Teachers and elders in the afternoon and in the evening?
		9. How do we wish our elders before going to bed at night?
		10. What do the green, red and yellow lights in the traffic light mean?
		11. Who is the founder of D.A.V. movement?
		12. Who is the founder of Arya Samaj?
		13. Who is the Principal of your school?
		14. Who is your class-Teacher?
		15. In which country do you live?
		16. In which state do you live?
		17. Name the national festivals of India.
		18. Name the festivals of colours and light.
		19. Name four musical instruments.
		20. Name four sports equipments.
<b>Summative Assessment-I in the month of September</b>		
F.A-3	Oct. to Dec.	21. When do you celebrate Children's day?
		22. when do you celebrate Teacher's day?
		23. When do we celebrate Independence Day?
		24. When do you celebrate Republic Day?
		25. When do you celebrate Gandhi Jayanti?
		26. How many hours are there in a day?

## Syllabus – Class I

Formative Assessments	Months	Summative Assessment
		27. How many minutes are there in an hour?
		28. Who is the Prime Minister of India?
		29. Who is the President of India?
		30. Which is the tallest animal?
		31. Which is the fastest land animal?
		32. Who is called Bapu?
		33. What is our National flag called?
		34. Who is the Chief Minister of our state?
F.A-4	Jan. to Feb.	35. How many colours are there in our National Flag? What does each colour stand for?
		36. Who is called Chacha?
		37. Who is called Netaji?
		38. Which is our National Song?
		39. Which is our National bird?
		40. Which is our National Anthem?
		41. Which is our National flower?
		42. Which is our National animal?
		43. Who was the first President of India?
		44. Who was the first Prime Minister of India?
		45. How many days are there in a year?
		46. How many days are there in a leap year?
		47. How many colours are there in a rainbow? Name them.
		48. Name two famous Cricketers of India.
		49. Name two famous Footballers of India.
<b>Summative Assessment -II in the month of February-March -2013</b>		

## ART AND CRAFT

**Book Recommended :** Step by Step (DAV CMC)

<b>TERM - I</b>		
Month	Art	Craft
April - Jun	1. Step by step Book :- Page No.- 1 to 10 2. Draw and Colour : - Five Fruits	1. Origami - Topic - House
July - Sep.	1. Step by step Book : Page No. - 11 to 20 2. Draw and Colour : Five Flowers	2. Paper Collage - Topic - Flowers
<b>Summative Assessment -1 In the month of September, 2012</b>		
<b>TERM - II</b>		
Oct. - Dec.	1. Step by step Book :- Page No - 21 - 30 2. Draw and Colour :- Five Vegetable	1. Origami - Topic - Sail Boal
Jan - Feb	1. Step by step Book :- Page No. - 31 to 40 2. Draw and Colour :- Scenery with House, Boat, Trees, Birds	2. Paper Collage - Topic - Scenery
<b>Summative Assessment -II In the month of Feb - March - 2013</b>		